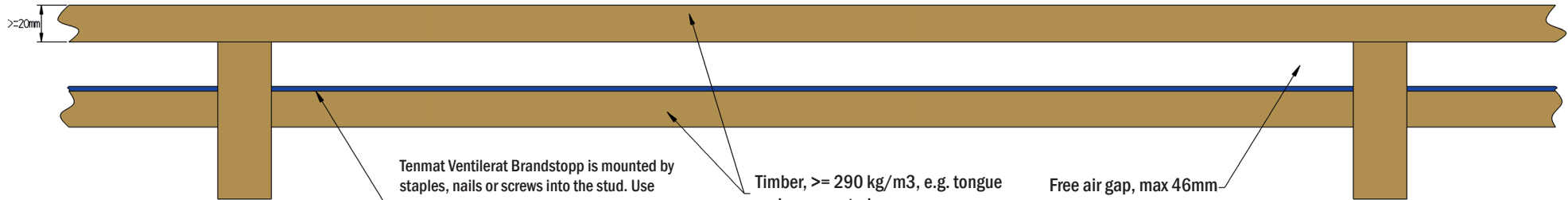


The applications are meant to show examples of where Ventilert Brandstopp can be mounted in a construction. The surrounding construction needs to be of the same fire resistance as the project requires and be approved by responsible engineer for the project.

Timber, $\geq 290 \text{ kg/m}^3$, e.g. tongue and groove, stud or timber board $\geq 450 \text{ kg/m}^3$, e.g. OSB

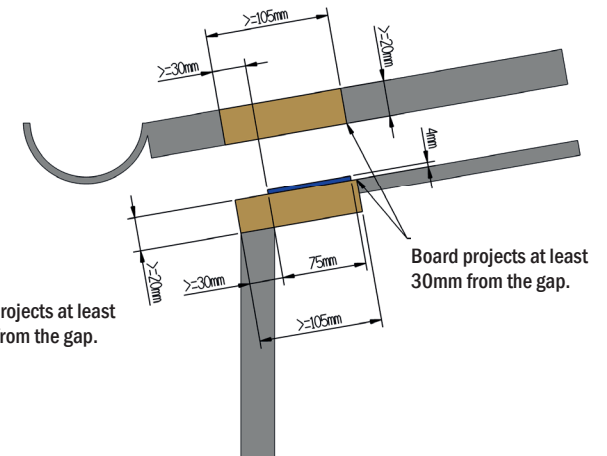
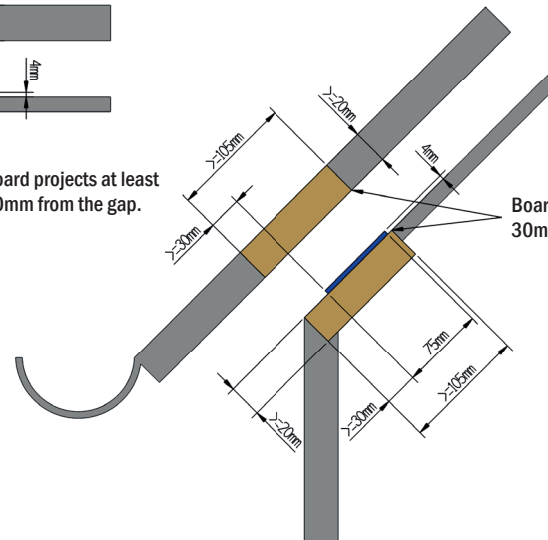
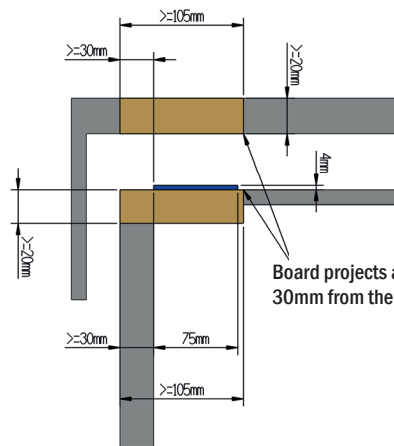
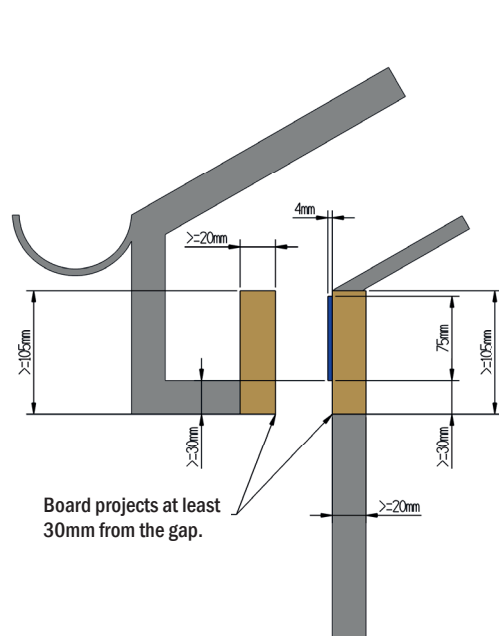
Tenmat Ventilert Brandstopp



Tenmat Ventilert Brandstopp is mounted by staples, nails or screws into the stud. Use corrosion resistant fasteners. Staples at least 14mm. Nail/screw head max 11.5mm diameter. Max distance between fasteners: 250mm. Max distance from edge to fastener: 125mm.

Timber, $\geq 290 \text{ kg/m}^3$, e.g. tongue and groove, stud or timber board $\geq 450 \text{ kg/m}^3$, e.g. OSB

Free air gap, max 46mm



*see BPC 1317 for more information

Please refer to Eurocode 5, EN1995-1-2_2004 for additional details about specifications for suitable materials and smallest dimensions required to fulfill the fire resistance requirement.



TENMAT LTD, ASHBURTON ROAD WEST, TRAFFORD PARK, MANCHESTER, UK, M17 1TD

REV	DATE	ENG	DESCRIPTION

TITLE	Fire sealed ventilated eave *30 minutes integrity and insulation		
MATERIAL	Tenmat ventilert brandstopp		
DWG No.	EMS 6800	REV	A
DRAWN	C. Clarke	DATE	09/02/2018